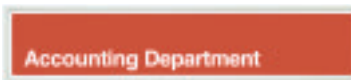


Classic Line

- Precision Molded Plastic • Radius Corners
- Sign Systems



Panel ROP 2080
Holder RHD 2080



Panel SOP 2280
Holder SHD 2280



Panel SOP 2280
Holder SHD 2280



Panel ROP 2912
Holder RHD 2912



Panel ROP 2612
Holder RHD 2612



RCD 2606-048
(sold in complete kit only)



Panel ROP 2606
Holder RHD 2606



Panel ROP 2404
Holder RHD 2404




Panel ROP 2404
Holder RHD 2404



Panel ROP 2408
Holder RHD 2408



Panel ROP 2606
Holder RHD 2606



Panel ROP 2612
Holder RHD 2612



Panel ROP 2080
Holder RHD 2080



Panel ROP 2404
Holder RHD 2404



Panel ROP 2415
Holder RHD 2415



Panel ROP 2909
Holder RHD 2909



Panel ROP 2004
Holder RHD 2004




Panel ROP 2418
Holder RHD 2418



Panel ROP 2081 ROP 2082
Holder RHB 2080



Panel SOP 2280
Holder SHA 2280



Panel ROP 2080
Holder RHA 2180















Classic Line

Door/Wall Units

DOOR/WALL UNITS

HOLDERS

PANELS

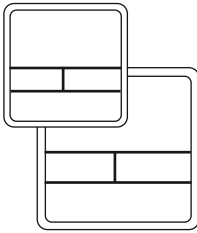
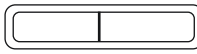
DOOR/WALL HOLDERS		HOLDER SIZES Outside Dimension	PRODUCT #	PANEL SIZES Outside Dimension	PRODUCT #
		1-13/16" X 4-1/2"	RHD 2004	1-5/8" X 4-1/8"	R0P 2004
		1-13/16" X 8-7/16"	RHD 2080	1-5/8" X 8-1/8"	R0P 2080
		1-13/16" X 8-7/16"	RHD 2080 2 PANEL OPTION	1-5/8" X 2-1/8" 1-5/8" X 6"	R0P 2081 R0P 2082
 NEW SIZE !!		2" X 9-1/2"	RHD 2090	1-3/4" X 9-1/8"	R0P 2090
		4-1/2" X 4-1/2"	RHD 2404	4-1/8" X 4-1/8"	R0P 2404
		4-1/2" X 8-1/2"	RHD 2408	4-1/8" X 8-1/8"	R0P 2408
		4-1/2" X 15-1/2"	RHD 2415	4-1/8" X 15-1/8"	R0P 2415
		4-1/2" X 18-1/2"	RHD 2418	4-1/8" X 18-1/8"	R0P 2418
		6-1/2" X 6-1/2"	RHD 2606	6-1/8" X 6-1/8"	R0P 2606
		6-1/2" X 12-1/2"	RHD 2612	6-1/8" X 12-1/8"	R0P 2612
		8-1/2" X 8-1/2"	RHD 2909	8-1/8" X 8-1/8"	R0P 2909
		12-1/2" X 12-1/2"	RHC 2912	12-1/8" X 12-1/8"	R0P 2912
SQUARE CORNER 		2" X 9"	SHD 2280	1-3/4" X 8-3/4"	S0P 2280
		2" X 9"	SHD 2280 2 PANEL OPTION	1-3/4" X 2-1/8" 1-3/4" X 6-5/8"	S0P 2281 S0P 2282

Classic Line

Sliding Panel and Projection Signs

SLIDING PANEL SIGNS* (Conference Room, etc.)


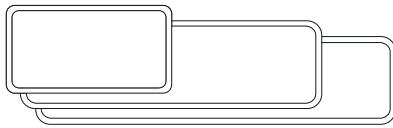


*Sold in Complete Units Only


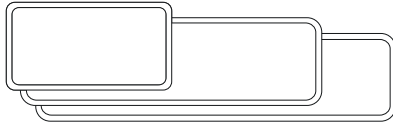


	PANEL SIZES Outside Dimension	PRODUCT #	Split Blank Cover Plate displays your Alternative Message, e.g.: In Use / Vacant. 	PANEL SIZES Outside Dimension	PRODUCT #
	6 1/2" X 6 1/2" 8 1/2" X 8 1/2"	RCD 2606-48 RCD 2909-48			NEW SIZE! 1 15/16" X 8 1/2"

PROJECTION SIGNS

HOLDERS

PANELS



SINGLE SIDED PROJECTING UNITS (REQUIRE 1 HOLDER & 1 PANEL EACH)		HOLDER SIZES Outside Dimension	PRODUCT #	PANEL SIZES Outside Dimension	PRODUCT #
			4-1/2" X 8-1/2" 4-1/2" X 15-1/2" 4-1/2" X 18-1/2"	RHG 2408 RHG 2415 RHG 2418	4-1/8" X 8-1/8" 4-1/8" X 15-1/8" 4-1/8" X 18-1/8"
	6-1/2" X 12-1/2"	RHG 2612	6-1/8" X 12-1/8"	R0P 2612	
	4-1/2" X 4-1/2"	RHG 2404	4-1/8" X 4-1/8"	R0P 2404	
	6-1/2" X 6-1/2"	RHG 2606	6-1/8" X 6-1/8"	R0P 2606	
	8-1/2" X 8-1/2"	RHG 2909	8-1/8" X 8-1/8"	R0P 2909	
	12-1/2" X 12-1/2"	RHG 2912	12-1/8" X 12-1/8"	R0P 2912	

DOUBLE SIDED PROJECTING UNITS (REQUIRE 1 HOLDER & 2 PANELS EACH)		HOLDER SIZES Outside Dimension	PRODUCT #	PANEL SIZES Outside Dimension	PRODUCT # ≥ EACH REQUIRED
			4-1/2" X 8-1/2" 4-1/2" X 15-1/2" 4-1/2" X 18-1/2"	RHG 2408D RHG 2415D RHG 2418D	4-1/8" X 8-1/8" 4-1/8" X 15-1/8" 4-1/8" X 18-1/8"
	6-1/2" X 12-1/2"	RHG 2612D	6-1/8" X 12-1/8"	R0P 2612	
	4-1/2" X 4-1/2"	RHG 2404D	4-1/8" X 4-1/8"	R0P 2404	
	6-1/2" X 6-1/2"	RHG 2606D	6-1/8" X 6-1/8"	R0P 2606	
	8-1/2" X 8-1/2"	RHG 2909D	8-1/8" X 8-1/8"	R0P 2909	
	12-1/2" X 12-1/2"	RHG 2912D	12-1/8" X 12-1/8"	R0P 2912	




Classic Line

Desk Signs and Calendars


DESK SIGNS

DESK SIGNS RADIUS CORNER		HOLDERS		FULL PANELS	
		HOLDER SIZES Outside Dimension	PRODUCT #	PANEL SIZES Outside Dimension	PRODUCT #
DESK BAR		1 15/16" X 8 7/16" X 1" Depth	RHB 2080	1 5/8" X 8 1/8"	ROP 2080
DESK PEDESTAL		2 5/8" X 8 7/16" X 1 1/2" 2 3/4" X 9 1/2" X 1 1/2"	RHA 2180 RHA 2090	1 5/8" X 8 1/8" 1 3/4" X 8 3/4"	ROP 2080 ROP 2090




RADIUS CORNER REPLACEMENT PANELS FOR RHB 2080 & RHA 2180

1/4 PANEL 1 5/8" X 2 1/8"	BLANK 	STOCK LOGOS · FDIC · SAIF · NCUA				*CUSTOM LOGO 	3/4 PANEL 1 5/8" X 6"	BLANK 
PRODUCT #	ROP 2081	RCP 2081013	RCP 2081015	RCP 2081016	ROP 2081017	PRODUCT #	ROP 2082	



* For Custom Logos: Camera-Ready artwork must be furnished (black & white) true size, minimum of 12 units.

DESK SIGNS SQUARE CORNER		HOLDERS		FULL PANELS	
		HOLDER SIZES Outside Dimension	PRODUCT #	PANEL SIZES Outside Dimension	PRODUCT #
DESK PEDESTAL		2 7/8" X 9" X 1 1/2"	SHA 2280	1 3/4" X 8 3/4"	SOP 2280



SQUARE CORNER REPLACEMENT PANELS FOR SHA 2280

1/4 PANEL 1 5/8" X 2 1/8"	BLANK 	STOCK LOGOS · FDIC · SAIF · NCUA				*CUSTOM LOGO 	3/4 PANEL 1 5/8" X 6"	BLANK 
PRODUCT #	SOP 2081	SCP 2081013	SCP 2081015	SCP 2081016	SOP 2081017	PRODUCT #	SOP 2082	

DESK BAR CALENDARS

DESK BAR CALENDARS RADIUS CORNER	PRODUCT #	DESK BAR CALENDARS SQUARE CORNER	PRODUCT #
	RCK 2031030 RCK 2031D (Double sided) (complete date set)		SCK 2231030 SCK 2232D (Double Sided) (complete date set)

WALL CALENDARS

WALL CALENDARS RADIUS CORNER	PRODUCT #	WALL CALENDARS SQUARE CORNER	PRODUCT #
	RCK 2032030 (complete date set)		SCK 2232030 (complete date set)


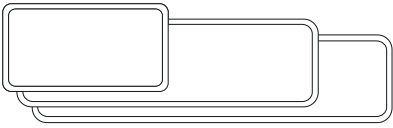


Classic Line


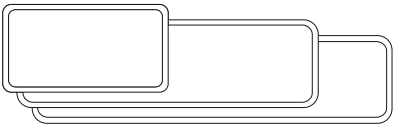


Counter Signs - Single and Double Units

COUNTER SIGNS

HOLDERS

PANELS

SINGLE SIDED COUNTER UNITS (REQUIRE 1 HOLDER & 1 PANEL EACH) 		HOLDER SIZES Outside Dimension	PRODUCT #	PANEL SIZES Outside Dimension	PRODUCT #
		4-1/2" X 8-1/2" 4-1/2" X 15-1/2" 4-1/2" X 18-1/2"	RHC 2408 RHC 2415 RHC 2418	4-1/8" X 8-1/8" 4-1/8" X 15-1/8" 4-1/8" X 18-1/8"	R0P 2408 R0P 2415 R0P 2418
		6-1/2" X 12-1/2"	RHC 2612	6-1/8" X 12-1/8"	R0P 2612
		4-1/2" X 4-1/2" 6-1/2" X 6-1/2" 8-1/2" X 8-1/2" 12-1/2" X 12-1/2"	RHC 2404 RHC 2606 RHC 2909 RHC 2912	4-1/8" X 4-1/8" 6-1/8" X 6-1/8" 8-1/8" X 8-1/8" 12-1/8" X 12-1/8"	R0P 2404 R0P 2606 R0P 2909 R0P 2912

DOUBLE SIDED COUNTER UNITS (REQUIRE 1 HOLDER & 2 PANELS EACH) 		HOLDER SIZES Outside Dimension	PRODUCT #	PANEL SIZES Outside Dimension	PRODUCT # ≥ EACH REQUIRED
		4-1/2" X 8-1/2" 4-1/2" X 15-1/2" 4-1/2" X 18-1/2"	RHC 2408D RHC 2415D RHC 2418D	4-1/8" X 8-1/8" 4-1/8" X 15-1/8" 4-1/8" X 18-1/8"	R0P 2408 R0P 2415 R0P 2418
		6-1/2" X 12-1/2"	RHC 2612D	6-1/8" X 12-1/8"	R0P 2612
		6-1/2" X 6-1/2" 8-1/2" X 8-1/2" 12-1/2" X 12-1/2"	RHC 2606D RHC 2909D RHC 2912D	6-1/8" X 6-1/8" 8-1/8" X 8-1/8" 12-1/8" X 12-1/8"	R0P 2606 R0P 2909 R0P 2912

Classic Line Precision Molded Holders & Panels

Color Chart

H 1

Classic Line Holder Colors

Interior Use • Matte Non-Glare Finish • 1/2" Thickness for Door or Wall and 1" Desk Bar

Used with the following Panel Inserts:

P - 1 Classic Line 2 ply

P - 2 Classic Line 2 ply 1 color

P - 3 Classic Line 1 ply solid color



P 1

2-Ply Color - Classic Line Precision Molded Panels

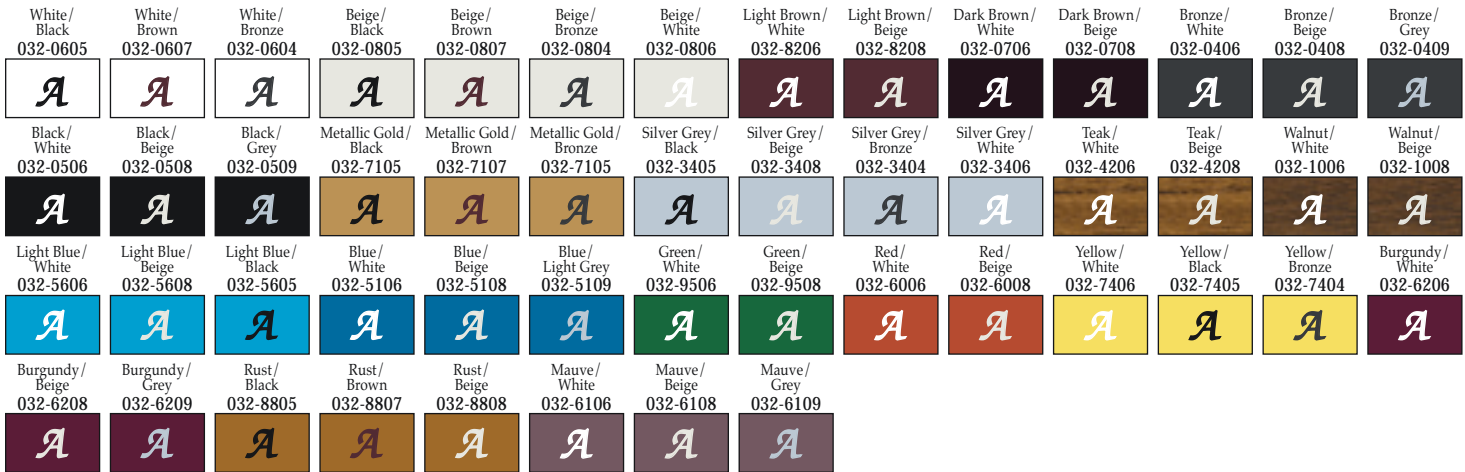
Interior Use • 2-Ply Precision Molded Panels • First Surface Color with 2nd-Ply contrasting core color
Matte Finish Non-Glare 1/8" Thickness • Panel features Step-down bevel. Panel bevel edge and the engraved letter color match our Classic Line Holder Colors.

Letter Process Options:

ES - Engraved Surface

VS - Vinyl Surface

SS - Silkscreen (Special orders only)



P 2

2-Ply Solid Color - Classic Line Precision Molded Panels

Interior Use • 1st Surface Solid Micro-Finish applied to our Classic Line Precision Molded Panels • Matte Finish Non-Glare 1/8" Thickness. Panel Step-down bevel edge matches our Classic Line Holder Colors.

Letter Process Options:

VS - Vinyl Surface

SS - Silkscreen (Special orders only)



P 3


1-Ply Solid Color - Classic Line Precision Molded Panels

Interior Use • Solid Color NEW Classic Line 1-Ply ADA Compatible Material • Matte Finish Non-Glare 1/8" Thickness • Solid Precision Molded Panel Surface Colors match our Classic Line Holder Colors.

Letter Process Choices:

VS - Vinyl Surface

EBL - RAISED LETTER (For ADA Compliance Signs)
By applying a Routable Applique Material



NOTE: Due to screen and printing limitations, colors shown in this document are representative and may not match exactly with actual colors.

Cadillac Graphics, Inc.

4521 N.E. 5th Terrace • Fort Lauderdale, FL 33334 • (954) 772-2440 • Fax (954) 772-5567