

V.I.P. Series



SHD 7707 003
SOP 7307 000
SOP 7107 000



SHD 7808 001
SOP 7808 000



RHD 7204 001
ROP 7204 000



RHD 7207 001
ROP 7207 000



SHD 7181 012, SOP 7311 000, SOP 7111 000, SOP 7211 000



SHD 7204 001
SOP 7204 000



RHD 7707 001
ROP 7707 000








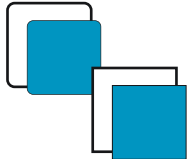


Cadillac Graphics, Inc.

4521 N.E. 5th Terrace • Fort Lauderdale, FL 33334 • (954) 772-2440 • Fax (954) 772-5567

Door and Wall Signs

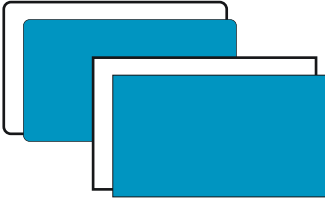
Holders (Frames) & Blank Panel Inserts - Radius Corner and Square Corner

The V.I.P. Series is a complete sign system that takes on a sleek style with its clean lines and thin profile. It compliments any interior. This series features easily interchangeability of lettered panel inserts. The panel insert slides behind a clear matte non-glare face plate for vandal resistant protection. With many sizes and configurations available this series can accommodate a uniform sign system for just a few signs to large institutional installations. There are a variety of color combinations available. Custom colors are also available on special request. Great for your ADA signage needs. This series is available with the raised letters and braille needed to meet the ADA requirements.


	Size	Stock #	Description
	2 1/4" x 4 1/2"	RHD 7204 001	Radius Corner Frame
	1 5/8" x 3 7/8"	ROP 7204 000	Radius Corner Blank Panel
	2 1/4" x 4 1/2"	SHD 7204 001	Square Corner Frame
	1 5/8" x 3 7/8"	SOP 7204 000	Square Corner Blank Panel
<hr/>			
	2 1/4" x 7"	RHD 7207 001	Radius Corner Frame
	1 5/8" x 6 3/8"	ROP 7207 000	Radius Corner Blank Panel
	2 1/4" x 7"	SHD 7207 001	Square Corner Frame
	1 5/8" x 6 3/8"	SOP 7207 000	Square Corner Blank Panel
<hr/>			
	2 1/4" x 8 3/4"	RHD 7208 001	Radius Corner Frame
	1 5/8" x 8 1/8"	ROP 7208 000	Radius Corner Blank Panel
	2 1/4" x 8 3/4"	SHD 7208 001	Square Corner Frame
	1 5/8" x 8 1/8"	SOP 7208 000	Square Corner Blank Panel
<hr/>			
	4 1/4" x 8 3/4"	RHD 7408 001	Radius Corner Frame
	3 7/8" x 8 1/4"	ROP 7408 000	Radius Corner Blank Panel
	4 1/4" x 8 3/4"	SHD 7408 001	Square Corner Frame
	3 7/8" x 8 1/4"	SOP 7408 000	Square Corner Blank Panel
<hr/>			
	4 1/2" x 4 1/2"	RHD 7404 001	Radius Corner Frame
	3 7/8" x 3 7/8"	ROP 7404 000	Radius Corner Blank Panel
	4 1/2" x 4 1/2"	SHD 7404 001	Square Corner Frame
	3 7/8" x 3 7/8"	SOP 7404 000	Square Corner Blank Panel
<hr/>			
	7" x 7"	RHD 7707 001	Radius Corner Frame
	6 3/8" x 6 3/8"	ROP 7707 000	Radius Corner Blank Panel
	7" x 7"	SHD 7707 001	Square Corner Frame
	6 3/8" x 6 3/8"	SOP 7707 000	Square Corner Blank Panel
<hr/>			
	8 3/4" x 8 3/4"	RHD 7808 001	Radius Corner Frame
	8 1/8" x 8 1/8"	ROP 7808 000	Radius Corner Blank Panel
	8 3/4" x 8 3/4"	SHD 7808 001	Square Corner Frame
	8 1/8" x 8 1/8"	SOP 7808 000	Square Corner Blank Panel

Door and Wall Signs

Holders (Frames) & Blank Panel Inserts - Radius Corner and Square Corner



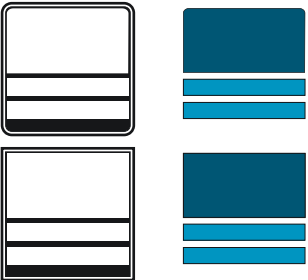
	Size	Stock #	Description
	7" x 11 3/4"	RHD 7711 001	Radius Corner Frame
6	3/8" x 11 1/8"	ROP 7711 000	Radius Corner Blank Panel
	7" x 11 3/4"	SHD 7711 001	Square Corner Frame
6	3/8" x 11 1/8"	SOP 7711 000	Square Corner Blank Panel



	11 13/16" x 9 5/16"	RHD 7119 001	Radius Corner Frame
	11" x 8 1/2"	ROP 7119 000	Radius Corner Blank Panel
	11 13/16" x 9 5/16"	SHD 7119 001	Square Corner Frame
	11" x 8 1/2"	SOP 7119 000	Square Corner Blank Panel




	7" x 7"	RHD 7707 002	Radius Corner Frame
4	7/16" x 6 3/8"	ROP 7407 000	Header Panel Insert
	7/8" x 6 3/8"	SOP 7107 000	Name Strip Insert (1 required)
	7" x 7"	SHD 7707 002	Square Corner Frame
4	7/16" x 6 3/8"	SOP 7407 000	Header Panel Insert
	7/8" x 6 3/8"	SOP 7107 000	Name Strip Insert (1 required)



	7" x 7"	RHD 7707 003	Radius Corner Frame
3	3/8" x 6 3/8"	ROP 7307 000	Header Panel Insert
	7/8" x 6 3/8"	SOP 7107 000	Name Strip Insert (2 required)
	7" x 7"	SHD 7707 003	Square Corner Frame
3	3/8" x 6 3/8"	SOP 7307 000	Header Panel Insert
	7/8" x 6 3/8"	SOP 7107 000	Name Strip Insert (2 required)



	7" x 7"	RHD 7707 004	Radius Corner Frame
2	1/4" x 6 3/8"	ROP 7207 000	Header Panel Insert
	7/8" x 6 3/8"	SOP 7107 000	Name Strip Insert (3 required)
	7" x 7"	SHD 7707 004	Square Corner Frame
2	1/4" x 6 3/8"	SOP 7207 000	Header Panel Insert
	7/8" x 6 3/8"	SOP 7107 000	Name Strip Insert (3 required)



	7" x 7"	RHD 7707 048	Radius Corner Frame
4	7/16" x 6 3/8"	ROP 7507 000	Header Panel Insert
	7" x 7"	SHD 7707 048	Square Corner Frame
4	7/16" x 6 3/8"	SOP 7507 000	Header Panel Insert

Directory Signs

Holders (Frames) & Blank Panel Inserts - Radius Corner and Square Corner



Size	Stock #	Description
11 3/4" x 11 3/4"	RHD 7111 007	Radius Corner Frame
2 15/16" x 11 3/8"	ROP 7311 000	Header Panel Insert
1" x 11 3/8"	SOP 7111 000	Name Strip Insert (5 required)
1 3/8" x 11 3/8"	ROP 7211 000	Footer Panel Insert




11 3/4" x 11 3/4"	SHD 7111 007	Square Corner Frame
2 15/16" x 11 3/8"	SOP 7311 000	Header Panel Insert
1" x 11 3/8"	SOP 7111 000	Name Strip Insert (5 required)
1 3/8" x 11 3/8"	SOP 7211 000	Footer Panel Insert




18 15/16" x 11 3/4"	RHD 7181 012	Radius Corner Frame
2 15/16" x 11 3/8"	ROP 7311 000	Header Panel Insert
1" x 11 3/8"	SOP 7111 000	Name Strip Insert (10 required)
1 3/8" x 11 3/8"	ROP 7211 000	Footer Panel Insert




18 15/16" x 11 3/4"	SHD 7181 012	Square Corner Frame
2 15/16" x 11 3/8"	SOP 7311 000	Header Panel Insert
1" x 11 3/8"	SOP 7111 000	Name Strip Insert (10 required)
1 3/8" x 11 3/8"	SOP 7211 000	Footer Panel Insert



24 7/8" x 11 3/4"	RHD 7241 017	Radius Corner Frame
2 15/16" x 11 3/8"	ROP 7311 000	Header Panel Insert
1" x 11 3/8"	SOP 7111 000	Name Strip Insert (15 required)
1 3/8" x 11 3/8"	ROP 7211 000	Footer Panel Insert



24 7/8" x 11 3/4"	SHD 7241 017	Square Corner Frame
2 15/16" x 11 3/8"	SOP 7311 000	Header Panel Insert
1" x 11 3/8"	SOP 7111 000	Name Strip Insert (15 required)
1 3/8" x 11 3/8"	SOP 7211 000	Footer Panel Insert



31 7/16" x 11 3/4"	RHD 7311 022	Radius Corner Frame
2 15/16" x 11 3/8"	ROP 7311 000	Header Panel Insert
1" x 11 3/8"	SOP 7111 000	Name Strip Insert (20 required)
1 3/8" x 11 3/8"	ROP 7211 000	Footer Panel Insert



31 7/16" x 11 3/4"	SHD 7311 022	Square Corner Frame
2 15/16" x 11 3/8"	SOP 7311 000	Header Panel Insert
1" x 11 3/8"	SOP 7111 000	Name Strip Insert (20 required)
1 3/8" x 11 3/8"	SOP 7211 000	Footer Panel Insert

Holder (Frame) and Panel Insert Colors

Interior/Exterior Use • Note: Subsurface Applied Color will vary slightly from Surface Applied Color

